






FROM LAX AIRPORT TO TD SERVICE COMPANY, SANTA ANA

Driving Directions

TD Service Company
 1820 E. First Street, Suite 300
 Santa Ana CA 92705
 (800) 843-0260
 (714) 843-8372

Directions	Distance
 1: Start out going EAST on WORLD WAY/CENTER WAY.	<0.1 miles
 2: Take the CA-1/SEPULVEDA BL ramp toward I-105.	<0.1 miles
 3: Stay STRAIGHT to go onto ramp.	<0.1 miles
 4: Merge onto S SEPULVEDA BLVD/CA-1 S.	0.6 miles
 5: Take the I-105 E/IMPERIAL HWY WEST ramp toward IMPERIAL TERMINAL.	0.1 miles
 6: Merge onto I-105 E via the ramp on the LEFT toward NORWALK.	1.2 miles
 7: Merge onto I-405 S toward LONG BEACH.	24.3 miles
 8: Take CA-22 E toward GARDEN GROVE.	7.3 miles
 9: Take the exit toward HARBOR BLVD SOUTH.	0.2 miles
 10: Merge onto TRASK AVE.	<0.1 miles
 11: Turn RIGHT onto HARBOR BLVD.	1.5 miles
 12: Turn LEFT onto W 1ST ST.	1.5 miles
 13: End at 1820 W 1st St Santa Ana, CA 92703-3547, US	

Total Est. Time: 40 minutes Total Est. Distance: 37.13 miles